



# CT 80A / CT 80

## COMPUTERIZED TONOMETER






# CT 80A/80: New line-up for non-contact tonometry

— It's Topcon's solution for the further pursuit of operational use and speedy measurement, relieving patient's discomfort to its minimum.

## Fast and Easy Measurements


### The 3D Auto Alignment (CT 80A only)

The 3D Auto Alignment System offers an easy operation and speedy measurement even for patients with difficult fixation.



### 30% Faster Interval Time

The CT 80A/80 provide easier and faster operation with the aid of a new alignment bar and an improved air cylinder. The interval between measurements has been reduced by over 30%, so patients may be examined more comfortably in a shorter period of time. Once the alignment has been completed, the resulting data are automatically measured and displayed.



### Flex Control Function (CT 80A only)

With auto-alignment on, you can pick the perfect timing for the measurement, minimizing patient's discomfort. This is very suitable for difficult patients with moving eye and frequent blinking.



Keep tracking while holding the button.

Release the button, and measurement is done.

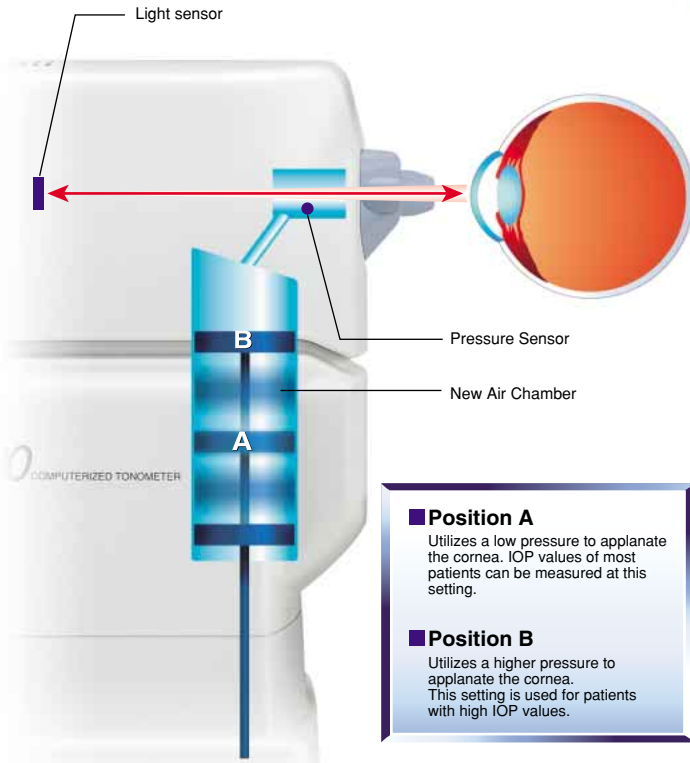
# CT 80A/80



## A Focus on Safety

### Triple Safety Function

The CT 80A/80 features an innovative triple safety function. First, the operator may set an adjustable safety stopper. Second, a "too close" display on the monitor guides the user in alignment. Third, an audible warning buzzer informs the operator if the cornea and the instrument are too close.



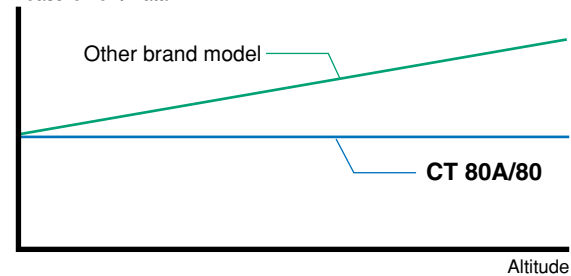
## Accurate Measuring System

### Dual Sensor System

The TOPCON CT 80A/80 incorporates an original measurement method using two sensors; one for light and one for pressure. When the air puff applanates the cornea, a light sensor detects the applanation moment, while at the same time another sensor monitors the internal chamber to obtain the intraocular pressure.

This new calculating system allows the operator to obtain highly precise and accurate measurement data without influence of atmospheric pressure, altitude or any possible mechanical degradation.

Measurement Data



## Operating Conveniences

### Built-in Self Check Function

The CT 80A/80 lets the operator know in advance when maintenance is needed. It displays a warning message on the monitor when a lens is dirty, and also which lens it is (the measurement glass or the chamber glass).



### Speedy Built-in Printer

At a touch of a button, the CT 80A/80 provides high-speed printout of measured data in about a couple of seconds! Up to three individual measurements plus an averaged value will be printed out.

NAME					
26/JAN/2001 PM 05:22					
		mmHg		AVG	
R	16	17	17	17	
L	16	16	17	16	
CT-80 TOPCON					

### Optional Manual Control

The CT 80A/80 can be operated in a fully manual mode by overriding the automatic measurement setting.

### Internal Fixation Target

Infrared lighting provides the main illumination for the CT 80A/80: eliminating the need for harsh, bright alignment lighting and increasing patient comfort.

## ● Specifications

	CT'80A	CT'80
Measurement Range	0 –60mmHg [0 –30mmHg / 0 –60mmHg(Selectable)]	
Working Distance	11mm	
Measurement Display	TV Monitor Screen *R/L change-over . . . automatically detected and displayed. *Up to three measurements of each eye can be displayed and printed out.	
Measurement Recording	Built-in printer	
Measurement Mode	Auto Start with 3D Auto Alignment or Manual (selectable)	Auto Start or Manual (selectable)
Error Indication	When the measurement signal is not strong enough, IOP value is indicated in ( ) or just 'ERR' is displayed.	
Adjustable Safety Stopper	Minimum distance between the front of the instrument and the patient can be established in advance.	
Operating Temperature	10 °C to 40 °C	
Base Travel	44mm (back & forth) / 88mm(left & right) / 28mm(vertically)	
Chinrest Vertical Travel	68mm	
External Output Terminal	RS-232C	
Power Supply	AC100-120V, 220-240V 50/60Hz	
Power Consumption	80VA ("Auto-shut-off" : power saving mechanism adopted)	
Dimensions	272(W) ×505(D) ×430 ~458(H)mm	
Weight	21kg	18kg



**ESSE3** srl, Via Garibaldi 30  
14022 Castelnuovo D.B. (AT)  
Tel +39 011 99 27 706  
Fax +39 011 99 27 506  
e-mail [esse3@chierinet.it](mailto:esse3@chierinet.it)  
web: [www.esse3-medical.com](http://www.esse3-medical.com)

